

*AIMING TO BE*  
**AUSTRALIA'S FIRST  
PLATINUM GROUP METAL (PGM)  
PRODUCER**

INVESTOR PRESENTATION – OCTOBER 2021

**LARGE SCALE PGM FOCUS** TO DEVELOP  
A LOW COST OPEN PIT MINING OPERATION

ASX:POD | [WWW.PODIUMMINERALS.COM](http://WWW.PODIUMMINERALS.COM)



# IMPORTANT NOTICE

This Investor Presentation (Presentation) has been prepared by Podium Minerals Limited (ACN 009 200 079) (Company).

The information contained in this Presentation has been prepared in good faith by the Company, however no representation or warranty expressed or implied is made as to the accuracy, correctness, completeness or adequacy of any statements, estimates, opinions or other information contained in this Presentation.

To the maximum extent permitted by law, the Company, its directors, officers, employees and agents disclaim liability for any loss or damage which may be suffered by any person through the use or reliance on anything contained in or omitted in this Presentation.

Certain statements contained in this Presentation, including information as to the future financial or operating performance of the Company and its projects are forward-looking statements. Such forward-looking statements are necessarily based upon a number of estimates and assumptions that, whilst considered reasonable by the Company, are inherently subject to significant technical, business, economic, competitive, political and social uncertainties and contingencies, involve known and unknown risks and uncertainties that could cause actual events or results to differ materially from estimated or anticipated events or results reflected in such forward-looking statements and may include, among other things, statements regarding targets, estimates and assumptions in respect of metal prices, and anticipated grades and recovery rates and may be based on assumptions and estimates related to future technical, economic, market, political, social and other conditions. The Company disclaims any intent or obligation to update publicly any forward looking statements, whether as a result of new information, future events or results or otherwise. The words “believes”, “expects”, “anticipates”, “indicates”, “contemplates”, “targets”, “intends”, “plans”, “objective”, “strategy”, “schedule”, “continue”, “budget”, “estimate”, “may”, “will”, “could”, “would” and other similar expressions identify forward looking statements and are not guarantees of future performance and accordingly investors are cautioned not to put undue reliance on forward looking-statements due the uncertainty inherent therein.

## EXPLORATION RESULTS AND MINERAL RESOURCES

The information in this Presentation that relates to Exploration Results is based upon and fairly represents information previously released by the Company to ASX on 19 June 2018, 4

December 2018, 5 March 2019, 7 January 2020, 24 February 2020, 23 June 2020, 29 September 2020, 21<sup>st</sup> January 2021, 25<sup>th</sup> February 2021, 24<sup>th</sup> March 2021, 4<sup>th</sup> May 2021, 10<sup>th</sup>, 11<sup>th</sup>, 25<sup>th</sup> May 2021, 28<sup>th</sup> June 2021 2<sup>nd</sup> and 16<sup>th</sup> July 2021, 18<sup>th</sup> August 2021, 23<sup>rd</sup> September 2021 and 29<sup>th</sup> September 2021.

The information in this Presentation that relates to metallurgical test work results is based upon and fairly represents information previously released by the Company to ASX on 1 October 2018 and 10 October 2019.

The information in this Presentation which relates to Mineral Resources was first released to ASX on 30 November 2020.

The Company confirms that it is not aware of any new information or data that materially affects the information included in the market announcements and that the form and context in which the Competent Person's findings are presented have not been materially modified from the original market announcement, and that all material assumptions and technical parameters underpinning the mineral resource estimate continue to apply and have not materially changed.

## EXPLORATION TARGET

The information in this Presentation that relates to the Parks Reef Exploration Target is based on and fairly represents information compiled by Mr Jeremy Peters who is a Chartered Professional Geologist and Mining Engineer and a Fellow of the Australasian Institute of Mining and Metallurgy (FAusIMM CP) and has sufficient experience which is relevant to the style of mineralisation and type of deposit under consideration and to the activity to which he is undertaking to qualify as a Competent Person as defined in the 2012 Edition of the “Australasian Code for Reporting of Exploration Results, Mineral Resources and Ore Reserves”. Mr Jeremy Peters consents to the inclusion in this Presentation of the matters based on this information in the form and context in which it appears.

Further details regarding the Exploration Target can be found in the Company's ASX announcement dated 26 March 2019.

The ASX market announcements are available on the Company's website at: [www.podiumminerals.com.au](http://www.podiumminerals.com.au)

# DEVELOPING A STRATEGIC AUSTRALIAN PGM SUPPLY

- Aiming to **become Australia's first Platinum Group Metal (PGM) producer** through growth and development of Parks Reef Project, WA
- **Large scale, near surface, long life PGM resource** with **further upside through Rhodium credits**
- **Near surface mineralisation** can enable a simple, low cost open-pit mine
- **Invigorated Executive Team – incoming CEO Sam Rodda (ex BHP, MMG)**

**<sup>1</sup>Inferred Mineral Resources containing 2,200,000 ounces of platinum, palladium and gold plus 79,000 tonnes of copper (excl Rhodium/Iridium)**

40.2Mt @ 1.54g/t 3E PGM plus 21.3Mt @ 0.24% Cu and 0.29g/t 3E PGM includes high value upper horizon with 9.2Mt @ 2.0g/t 3E PGM and 0.17% Cu

- **Exploration Target\*\*** over the full strike length of **3.1 to 5.8 million ounces 3E PGM within 200m of surface (including 1.5 to 2.6 million ounces within 100m of surface)**
- **Aggressive forward schedule of drilling to significantly grow Parks Reef Project**

\*\*The potential quantity and grade of the Exploration Target for Parks Reef is conceptual in nature, there has been insufficient exploration to estimate further Mineral Resources and it is uncertain if further exploration will result in the determination of additional Mineral Resources\* See additional information section at the end of this Presentation for full resource estimate tables.

<sup>1</sup> Refer to ASX announcement dated 23rd September 2021





# LOW RISK ASSET – HUGE UPSIDE

## SECURE TENURE

- 100% Parks Reef Project located in Mid-West WA
- Granted **Mining Leases**, located within an established mining precinct, within easy access to regional **infrastructure**
- Mining Agreement executed with **Native Title Parties**
- Parks Reef Project:
  - Targeting both high grade and bulk tonnage PGM-Au and base metals
  - **Initial target** – low cost open pit mining operation for near surface mineralisation
  - **Future target** – underground mining from base of open pit targeting high grade zones at deeper levels

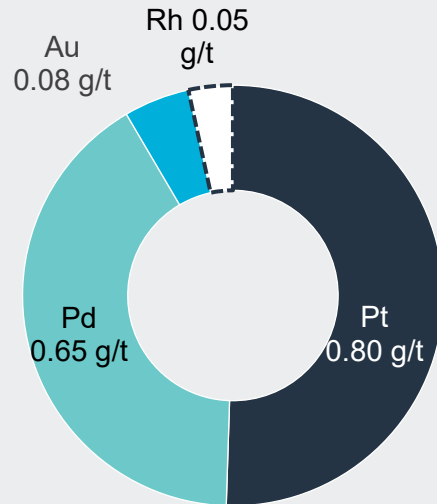


# DIVERSIFIED DEMAND FOR PGM'S



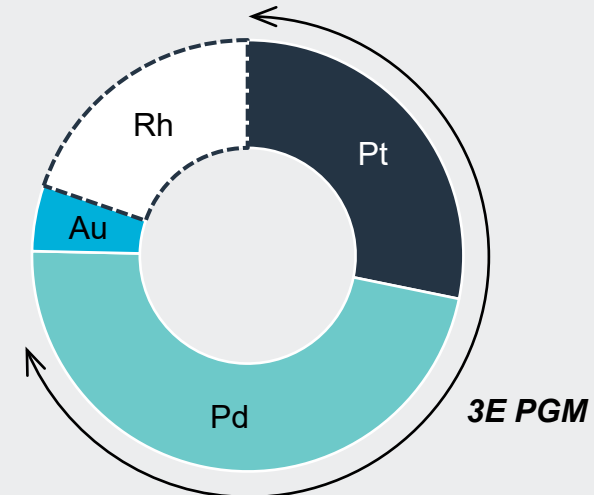
# WHAT MAKES A PGM OUNCE OF PARKS REEF

## METAL SPLIT – 1.54G/T 3E PGM (Platinum, Palladium & Gold)



- Resource grade 1.54g/t 3E PGM in main PGM Horizon
- Rhodium assays indicate grade of circa 3% to 4% of 3E PGM grade<sup>3</sup>
- Plus base metal credits (copper and nickel)

## WEIGHTED PRICE (per Ounce)



- Indicative weighted price of **3E PGM<sup>4</sup>** of **US\$1,450 (A\$2,000) per ounce**
- **Rhodium<sup>5</sup>** indicatively adds over **35%** to the 3E PGM price or based on above, US\$500
- Analysis **excludes any base metal credits in copper and nickel**

<sup>3</sup> Refer Podium's ASX announcement dated 24 February 2020. <sup>4</sup> 3E PGM base prices as published by Johnson Matthey on 4/10/21. <sup>5</sup> Rhodium base price as published by Johnson Matthey on 4/10/21

# STRATEGIC SUPPLY OPPORTUNITY

## Fundamental supply – demand imbalance driving multi-year PGM bull market

### PLATINUM

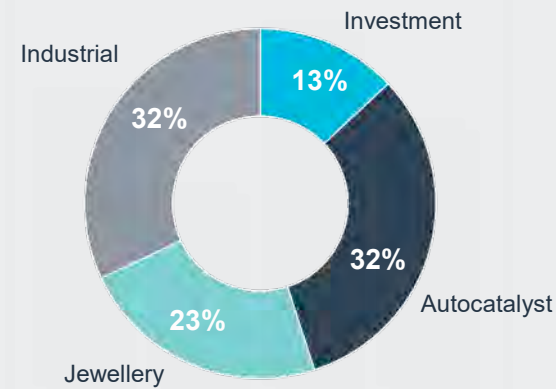
- Rare precious/industrial metal with unique catalytic and physical properties.
- World production dominated by South Africa (65%), Russia (14%) and Zimbabwe (10%).
- Diverse use in autocatalysts, jewellery and specialty industrial applications.
- Dominant material for diesel engine emission controls.
- Potential game-changer with platinum as electrode material for zero emission hydrogen fuel cells.
- Current price: \*US\$1061oz

### PALLADIUM

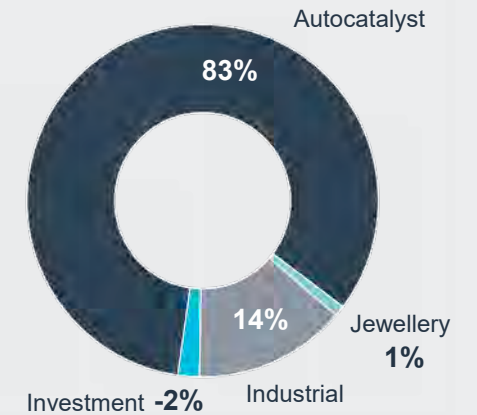
- Dominant material for gasoline (petrol) engine emission controls including hybrids.
- World production dominated by South Africa (32%), Russia (44%) and Zimbabwe (6%).
- Continued year on year demand growth as stricter emission standards adopted globally.
- Ongoing fundamental supply – demand imbalance with 600koz supply deficit in 2020.
- Current price: \*US\$2128

\* source Johnson Matthey base prices as published on 15/10/2021

2020 Platinum Demand  
6.9Moz



2020 Palladium Demand  
9.9Moz



Data Source: Johnson Matthey 'PGM Market Report - February 2021'



# FURTHER UPSIDE – HIGH VALUE RHODIUM AND IRIDIUM IDENTIFIED

## WHAT IS RHODIUM AND IRIDIUM?

- **Rhodium** - regarded as the best catalyst for the after treatment of gasoline nitrogen oxides (NO<sub>x</sub>) from the exhausts of petrol and hybrid electric vehicles
- **Iridium** - an extremely high melting point - the most corrosion resistant metal known
- Upward price trend since 2016 with **rising demand and declining mine supply**
- **Increasing demand** as more stringent vehicle emission regulations are being adopted in most major auto markets



Rhodium price increased from US\$2,460 per ounce at the beginning of 2019 to a **current price of \*US\$14,000 per ounce with Iridium at \*US\$4700oz**



\* source Johnson Matthey base prices as published on 15/10/2021

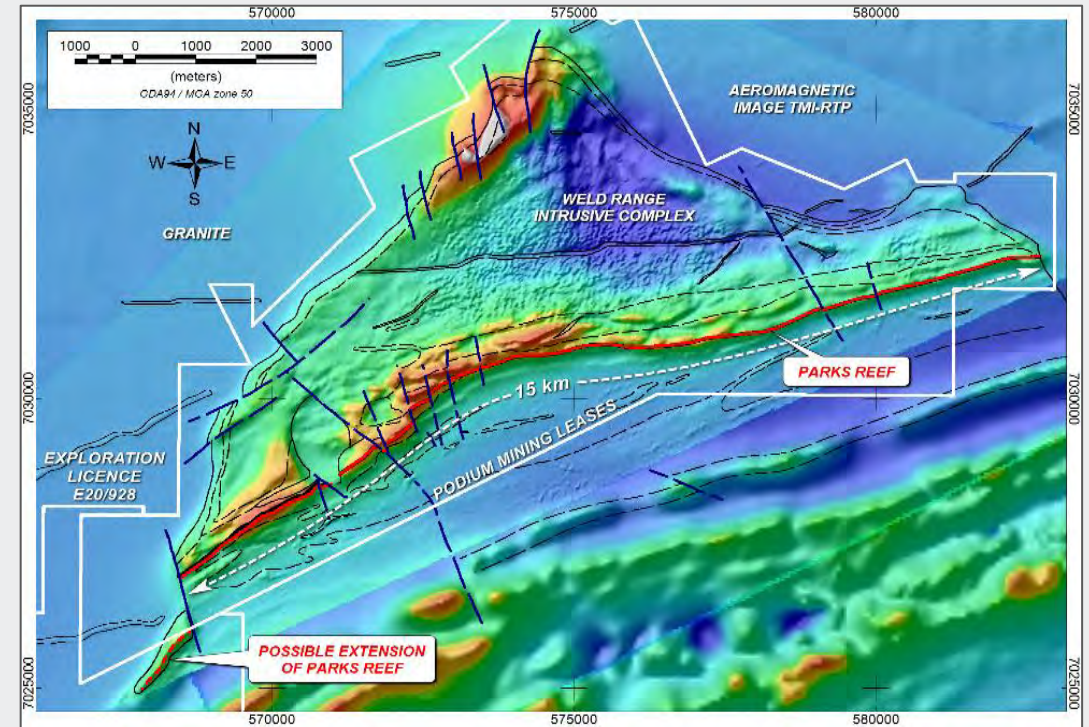


# RESOURCE GROWTH STRATEGY

POD drilling to date has identified <sup>1</sup>Inferred Mineral Resources containing 2,200,000 ounces of platinum, palladium and gold plus 79,000 tonnes of copper all within 100m of surface along 15km of strike

- **Fully funded exploration program targeting resource growth:**
  - Drilling along the reef below existing drilling to enable resource estimation to extend to 200m+ below surface
  - Two deep 750m diamond drill holes to test continuity of the reef and magmatic stratigraphy at depth. Third hole planned – October 2021
  - Drilling of an 800m segment of the reef where abnormally elevated PGE grades have been intersected by drilling subject to a S18 approval
  - In-fill drilling and depth extension to expand resource base and to increase confidence in high grade and thick mineralised zones
  - Re-assaying of selected drill samples for **rhodium and iridium**

<sup>1</sup> Refer to ASX announcement dated 23rd September 2021



# DEFINING THE PATHWAY TO PRODUCTION

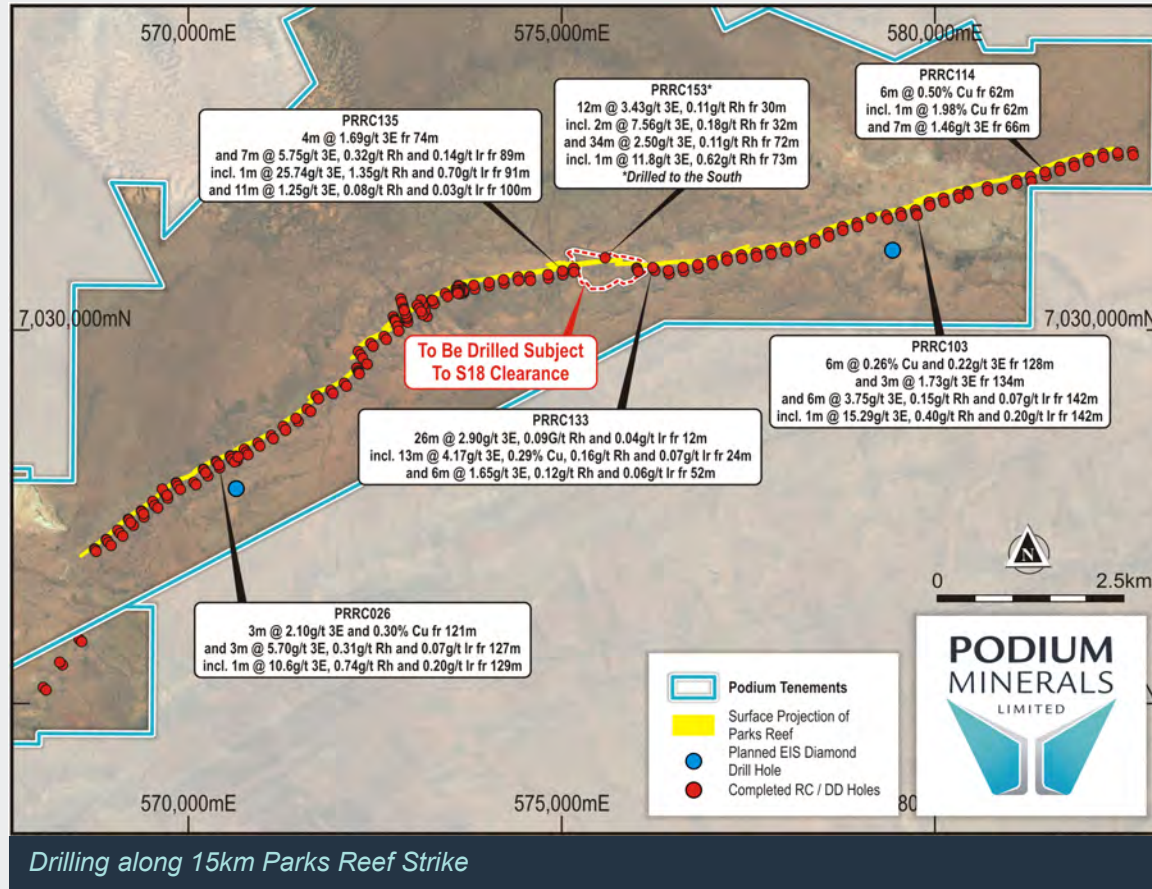
## METALLURGICAL TESTWORK

- Bench scale test work by Podium has:
  - Demonstrated fresh mineralisation responds to conventional flotation concentration
  - Identified processes for leaching of the target metals in the oxide mineralisation under atmospheric conditions and with rapid leach times using commonly available reagents
- Leaching provides opportunity to maximise payable metal recoveries and to produce a high-purity product for marketing direct to a metal refiner
- Global leader Core Resources appointed to provide independent metallurgical testing, process/ flowsheet development and technology services for a comprehensive PFS Level Flowsheet development test work program

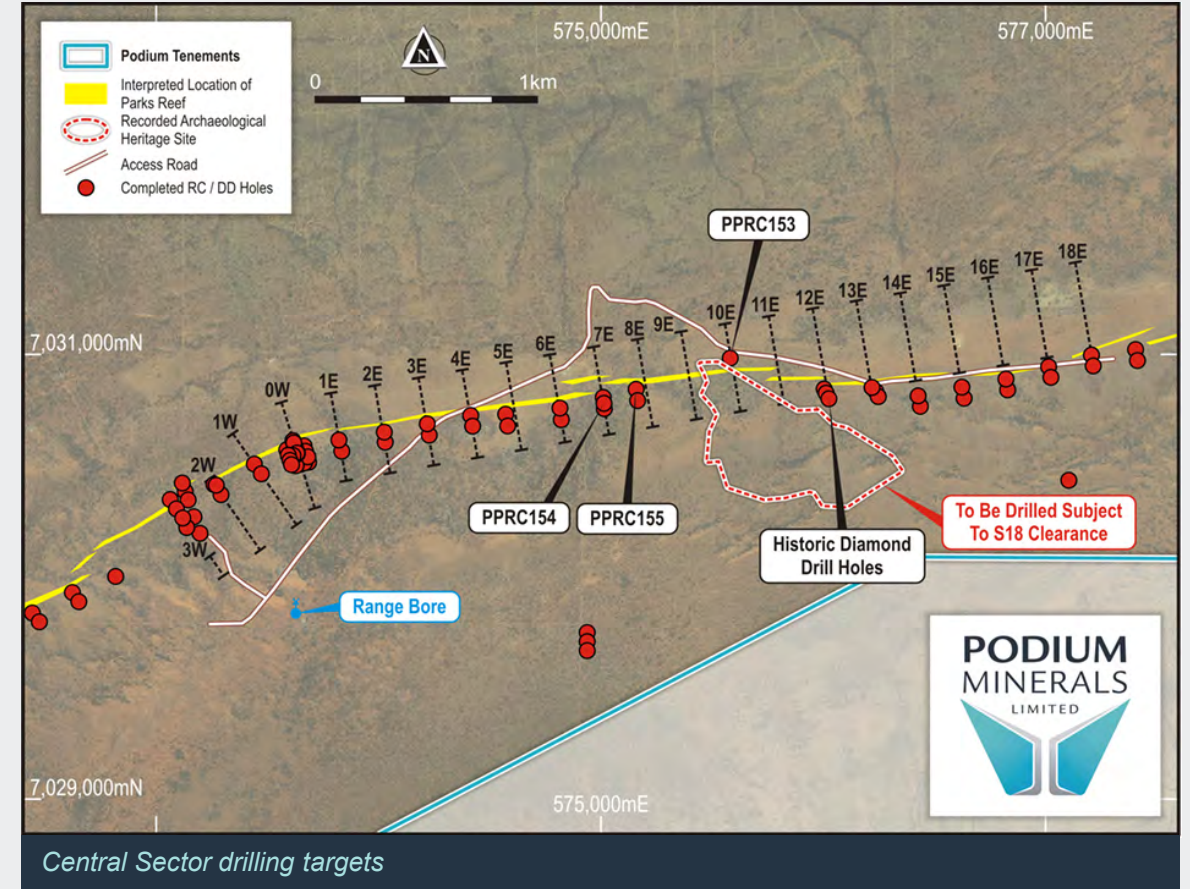
## SCOPING STUDY

- Mine optimisation studies and preliminary economic analysis has commenced. Recognised engineering group with strong PGM expertise to be engaged to:
  - Support testwork and process design
  - Identify a preferred development plan and project scale targeting a shallow open-pit mine in the first instance
  - Explore opportunities to minimise initial capex and fast-track to production via a staged development approach
- The process design and engineering will be incorporated into a Scoping Study with:
  - Infill drilling of high grade - thick mineralised zones to indicated resource status that maximises revenue during the initial years of mine life

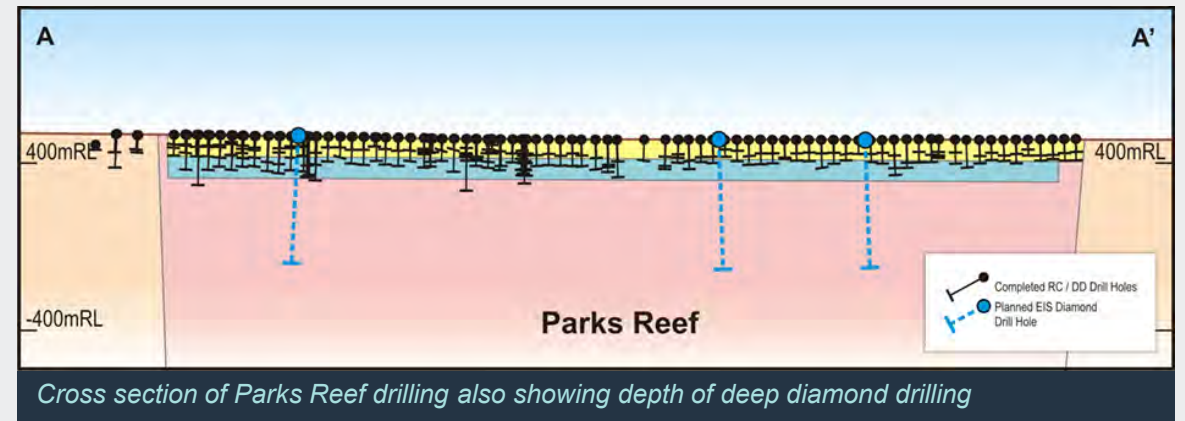
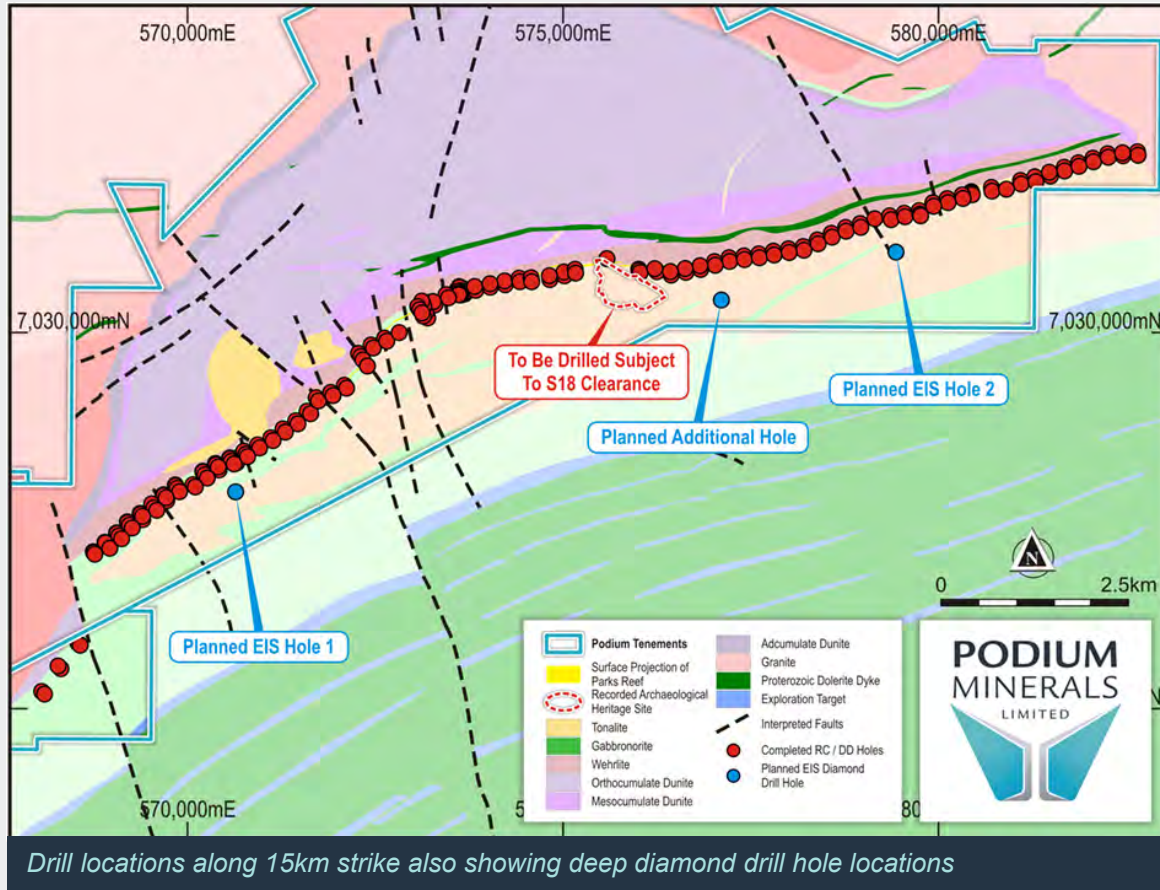
# DRILLING ALONG 15KM STRIKE



# CENTRAL SECTOR DRILLING

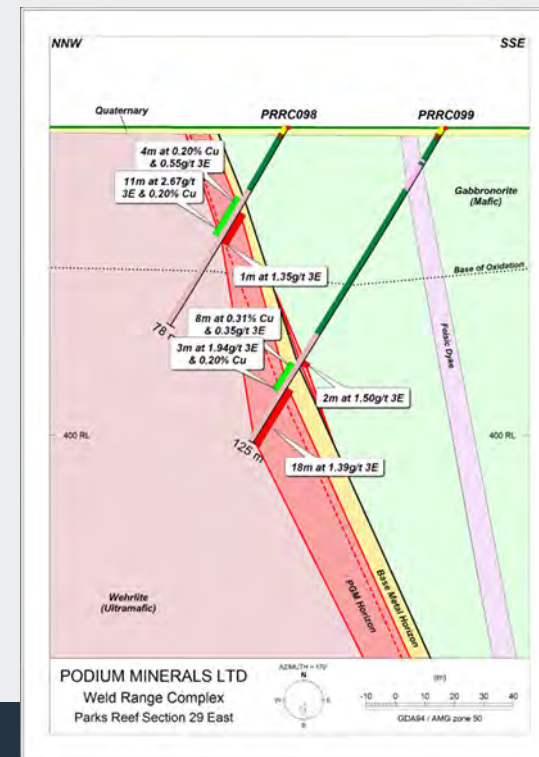
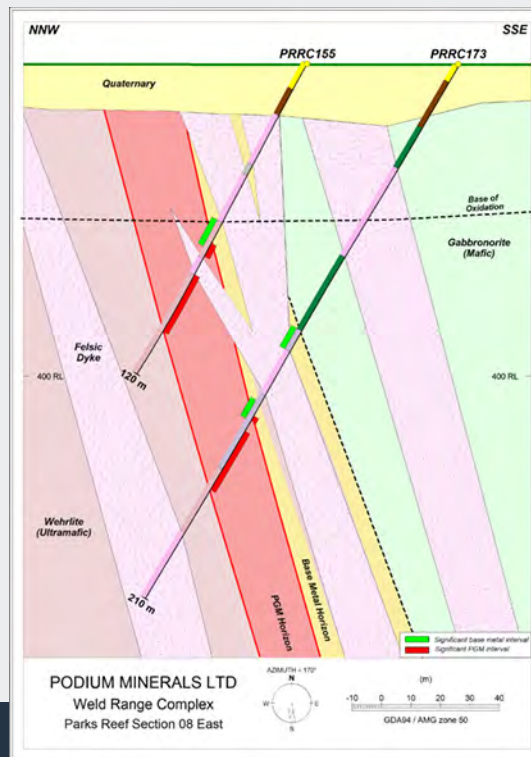
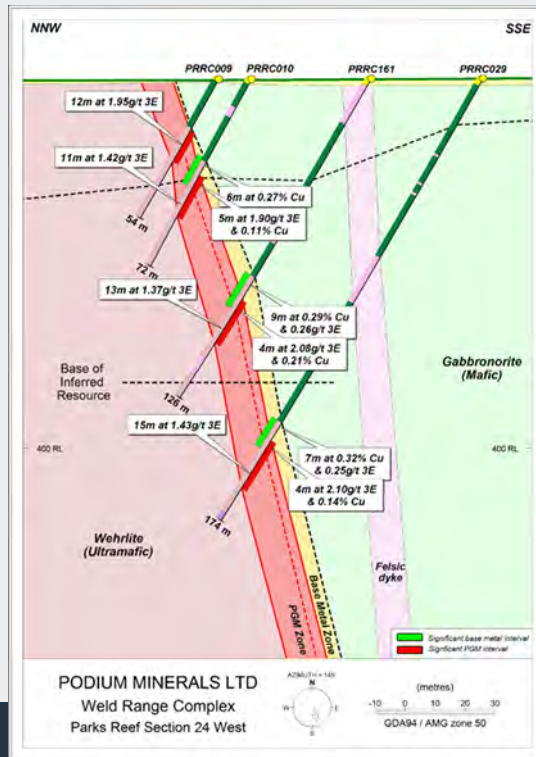


# LARGE SCALE AND LONG LIFE OPPORTUNITY



# CONSISTENT & PREDICTABLE MINERALISATION

- Drilling has demonstrated a thick and steeply dipping mineralised reef consisting of:
  - PGM horizon with average true width of 12m in the western and eastern sectors and 16m in the central sector
  - Base metal and gold horizon up to 14m true width overlying the PGM horizon
  - High value mineralised domain in upper PGM horizon with gold and base metal enrichment: **9.2Mt @ 2.00g/t 3E PGM and 0.17% Cu**



# SIGNIFICANT HIGH GRADE PGM DRILL SECTIONS

The most significant drill intersections in terms of thickness and grade achieved to date:

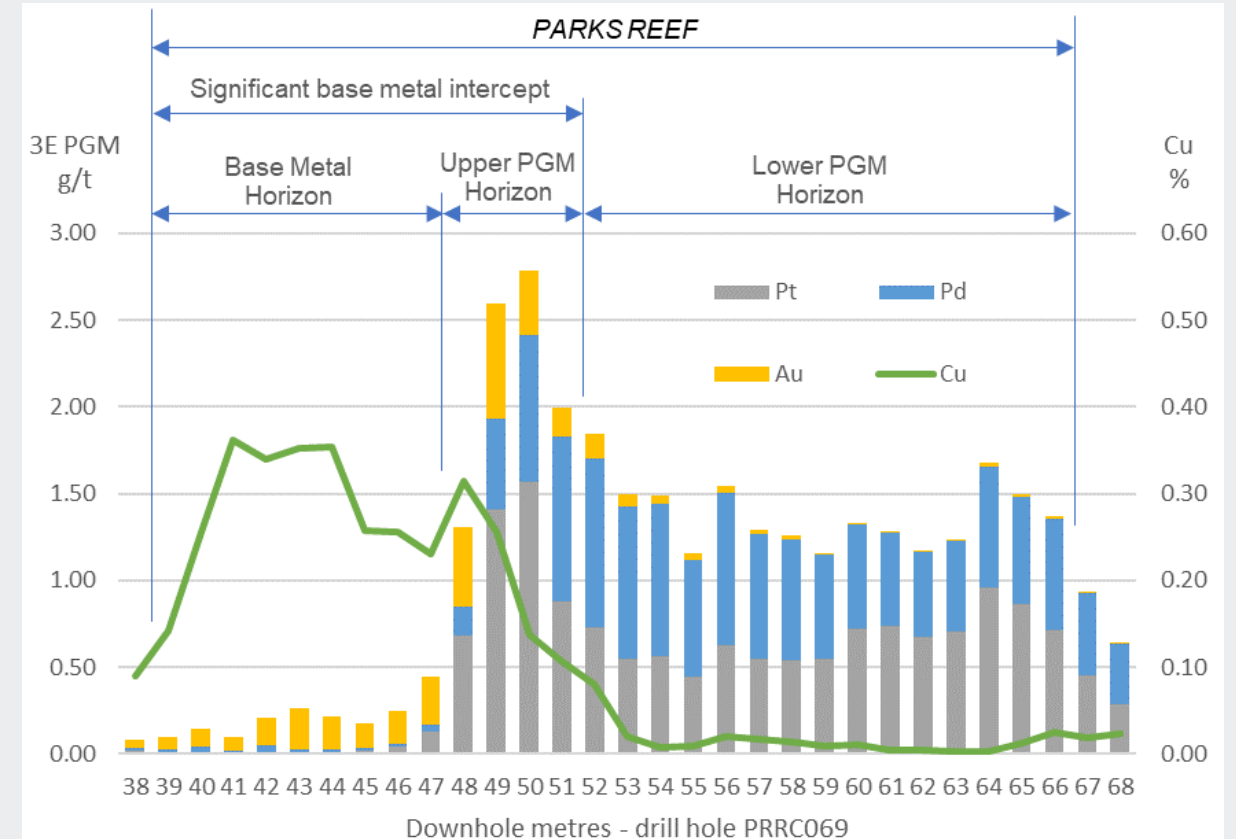
HOLE	INTERSECTION
<b>PRRC135</b>	7m @ 5.75g/t 3E PGM, 0.32g/t Rh and 0.14g/t Ir from 89m
<i>including</i>	3m @ 10.83g/t 3E PGM, 0.65g/t Rh and 0.29g/t Ir
<i>including</i>	1m @ 25.74g/t 3E PGM, 1.35g/t Rh and 0.70g/t Ir from 91m
	<b>Within a broader intercept of 37m @ 1.81g/t 3E PGM from 74m</b>
<b>PRRC103</b>	6m @ 3.75g/t 3E PGM, 0.15g/t Rh and 0.07g/t Ir from 142m
<i>including</i>	1m @ 15.29g/t 3E PGM, 0.40g/t Rh and 0.30g/t Ir from 142m
<b>PRRC026</b>	3m @ 5.70g/t 3E PGM 0.31g/t Rh and 0.15g/t Ir from 127m
	1m @ 10.60g/t 3E PGM, 0.74g/t Rh and 0.35g/t Ir from 129m
<b>PRRC133</b>	4m @ 1.63g/t 3E PGM from 12m
<i>plus</i>	14m @ 4.49g/t 3E PGM from 24m
<i>plus</i>	1m @ 1.36g/t 3E PGM from 46m
<i>plus</i>	6m @ 1.65g/t 3E PGM from 52m
	<b>Within a broader intercept of 46m @ 2.01g/t 3E PGM from 12m</b>



# BASE METALS – SUBSTANTIAL COPPER CREDITS

## MINERAL RESOURCES INCLUDE 79,000 TONNES COPPER

- Copper and gold enrichment in the hanging wall of Parks Reef
- High value Upper PGM Horizon with elevated PGM grades with coincident gold and copper provides the opportunity for elevated cash-flow generation in the first stages of production
- Base Metal Horizon would be mined in an open-pit targeting the main PGM Horizon:
  - economics will be driven by the marginal cost of processing; with
  - opportunity to generate additional revenue and improve mining efficiencies.



# SIGNIFICANT DRILL RESULTS TO DATE

## SIGNIFICANT BASE METALS

Drill Results include:

HOLE	INTERCEPT
<b>SIGNIFICANT BASE METAL INTERCEPTS</b>	
PRRC083	18m @ 0.23% Cu & 0.61g/t 3E PGM from 78m
PRRC094	13m @ 0.34% Cu & 1.57g/t 3E PGM from 14m
PRRC096	29m @ 0.23% Cu & 0.55g/t 3E PGM from 100m
<b>HIGH VALUE PGM RESULTS</b>	
PRRC083	4m @ 2.00g/t 3E PGM & 0.17% Cu from 92m
PRRC094	6m @ 3.20g/t 3E PGM & 0.31% Cu from 21m
PRRC096	5m @ 1.92g/t 3E PGM & 0.14% Cu from 124m

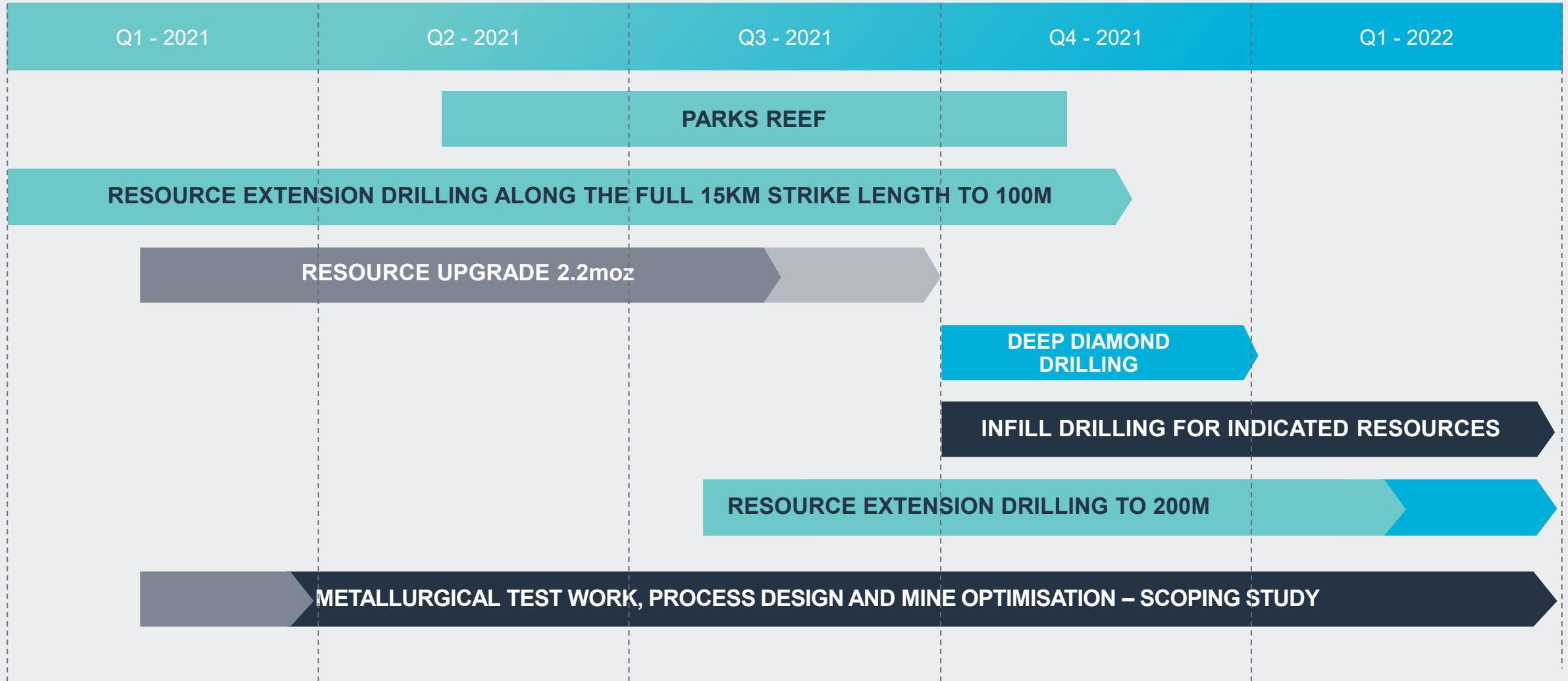
## RHODIUM AND IRIDIUM

Drill Results include:

HOLE	INTERCEPT
PRRC135	Broad intercept of 37m @ 1.81g/t 3E PGM from 74m
<i>including</i>	7m @ 5.75g/t 3E PGM, 0.32g/t Rh and 0.14g/t Ir from 89m
<i>including</i>	3m @ 10.83g/t 3E PGM, 0.65g/t Rh and 0.29g/t Ir
<i>including</i>	1m @ 25.74g/t 3E PGM, 1.35g/t Rh and 0.70g/t Ir from 91m
PRRC103	6m @ 3.75g/t 3E PGM, 0.15g/t Rh and 0.07g/t Ir from 142m
<i>including</i>	1m @ 15.29g/t 3E PGM, 0.40g/t Rh and 0.30g/t Ir from 142m
PRRC026	3m @ 5.70g/t 3E PGM 0.31g/t Rh and 0.15g/t Ir from 127m
<i>including</i>	1m @ 10.60g/t 3E PGM, 0.74g/t Rh and 0.35g/t Ir from 129m
PRRC 119	4m @ 2.27g/t 3E PGM, 0.15g/t Rh and 0.07g/t Ir from 89m



# ACCELERATING ACTIVITY



# COMPANY SNAPSHOT – ASX:POD

Conditional agreement signed to transfer northern portion of mining leases to EV Metals Australia Pty Ltd (who own Oxide Mining Rights)

- Simplified and strengthened tenure
- Podium to receive compensation of \$2.4m

## Capital Structure

**302,777,431**

Shares on Issue ( post issue)

**A\$90M**

Market Cap  
@ A\$0.30 / Share

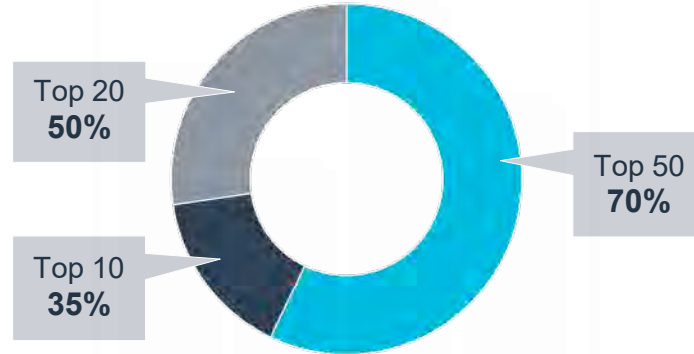
**A\$10M**

Cash on Hand and  
Receivables (post  
issue)

**220M**

Shares for \$50M  
12 month liquidity

## Shareholders

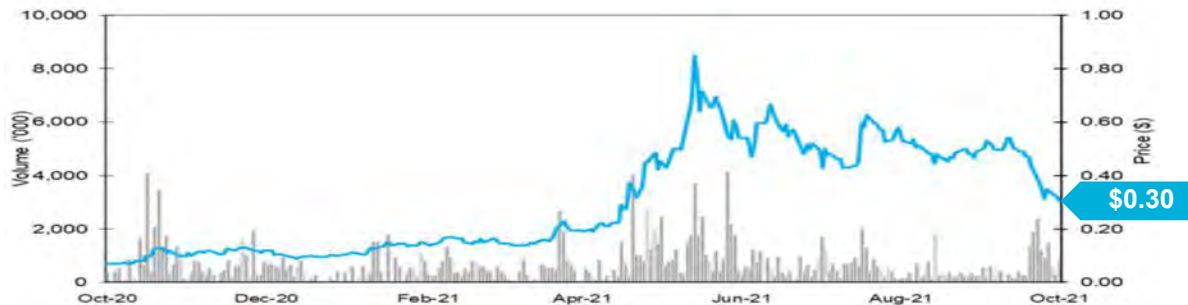


### Key Shareholders

Directors related	14%
Chesapeake Capital Ltd	4.4%
Drawbridge Fund Ltd	4.2%
Original Resources Pty Ltd	4.1%

## 12-Month Share Price Performance

As at Oct 2021



## Directors



**Clayton Dodd**

Executive Chairman



**Sam Rodda**

CEO (effective January 2022)



**Russell Thomson**

Director



**Roberto Castro**

Non-Executive Director



**Cathy Moises**

Non-Executive Director



**Rodney Baxter**

Non-Executive Director

# VALUE PROPOSITION

Building a successful and highly motivated technical team to be led by recently appointed CEO Sam Rodda to advance the company towards becoming Australia's First PGM Producer

- Systematic drilling by Podium at Parks Reef has cost-effectively delivered:
  - **Mineral Resources containing 2,200,000 ounces 3E PGM and 79,000 tonnes copper** over 15km of strike and within 100m of surface (less than 50% of Exploration Target envelope)
  - **Exploration Target** over the full 15km strike length of **3.1 to 5.8 million ounces 3E PGM** within 200m of surface (including 1.5 to 2.6 million ounces within 100m of surface).
- Excellent platform for development of a **strategic Australian PGM supply**:
  - **Secure tenure** with Mining Leases and Native Title Agreement executed
  - **Large tonnage** deposit provides optionality around production rates and mine life
  - **Near surface mineralisation** can enable a simple, low cost open-pit mine
  - **Established infrastructure** with sealed road access to multi-commodity port facilities at Geraldton
- Clear work programs underway to define the optimal **pathway to production**:
  - **Accelerated resource growth** with drilling currently in progress
  - **Testwork, mine optimisation and process design** to identify a preferred development strategy
  - **Scoping study** with infill drilling of the initial mining inventory
  - Resource extension **drilling at depth to unlock the full value of Parks Reef**
- Resource growth and delivery of development pathway provides prospects **for significant value creation though 2021 and beyond**

## PGM FUNDAMENTALS REMAIN STRONG

Indicative current price

**US\$1,450**

Per ounce 3E PGM for the  
metal split in Parks Reef

## IDENTIFIED HIGH VALUE RHODIUM

Indicatively adds

**OVER 35%**

To the 3E PGM price

# PODIUM MINERALS

LIMITED



**Clayton Dodd**

(+61) 8 9218 8878

[info@podiumminerals.com](mailto:info@podiumminerals.com)

**Podium Minerals Limited**

ACN 009 200 079

Suite 4, 245 Churchill Avenue  
Subiaco, Western Australia 6008

T +61 (0) 8 9218 8878

W [www.podiumminerals.com](http://www.podiumminerals.com)





# APPENDIX



# 3E PGM RESOURCE UPGRADE TO 2.2 MILLION OUNCES PLUS 79,000 TONNES COPPER

## MINERAL RESOURCES DEFINED OVER 15KM STRIKE LENGTH

- Inferred JORC Mineral Resource Estimate for Parks Reef<sup>6</sup> containing a total of 2,200,000 ounces of combined platinum, palladium and gold plus base metal credits with 79,000 tonnes copper:

Inferred Resources	Tonnes Mt	Pt g/t	Pd g/t	Au g/t	3E PGM g/t	3E PGM koz	Cu %	Ni %
PGM Horizon	40.2	0.80	0.65	0.08	1.54	1,985	0.07	0.09
Base Metal - Au	21.3	0.10	0.08	0.11	0.29	202	0.24	0.10

*Note small discrepancies may occur due to rounding*

- Exploration Target<sup>7</sup> for the main PGM horizon in Parks Reef of **3.1 to 5.8 million ounces** 3E PGM within 200m of surface including 1.5 to 2.6 million ounces 3E PGM within 100m of surface:

Parks Reef Exploration Target	Tonnes (Mt)		Grade (g/t 3E PGM)		Million ounces 3E PGM	
	from	to	from	to	from	to
within 100m depth	40	55	1.2	1.5	1.5	2.6
100m to 200m depth	40	65	1.2	1.5	1.6	3.2
<b>TOTAL</b>	<b>80</b>	<b>120</b>	<b>1.2</b>	<b>1.5</b>	<b>3.1</b>	<b>5.8</b>

*The potential quantity and grade of the Exploration Target is conceptual in nature. There has been insufficient exploration to estimate further Mineral Resources and it is uncertain if further exploration will result in the determination of Mineral Resources*

- Mineral Resources** have been defined over 15km to a depth of 100m representing **less than 50% of the Exploration Target envelope**

<sup>6</sup> For further details refer to the Company's ASX announcement dated 23<sup>rd</sup> September 2021. <sup>7</sup> For further details refer to the Company's ASX announcement dated 26 March 2019.

# PGM MARKET BALANCE

Supply / Demand Balance		Platinum '000 oz					
		2015	2016	2017	2018	2019	2020
Supply	Mine Supply	6,154	6,127	6,161	6,126	6,077	4,888
	Recycling	1,751	1,902	2,030	2,066	2,082	1,642
		<b>7,905</b>	<b>8,029</b>	<b>8,191</b>	<b>8,192</b>	<b>8,159</b>	<b>6,530</b>
Demand	Autocatalyst	3,273	3,339	3,225	3,017	2,858	2,224
	Jewellery	2,746	2,413	2,385	2,258	2,056	1,581
	Industrial	1,806	1,895	2,021	2,585	2,415	2,214
	Investment	451	620	361	67	1,131	901
		<b>8,276</b>	<b>8,267</b>	<b>7,992</b>	<b>7,927</b>	<b>8,460</b>	<b>6,920</b>
Surplus / Deficit (-ve)		<b>-371</b>	<b>-238</b>	<b>199</b>	<b>265</b>	<b>-301</b>	<b>-390</b>

Supply / Demand Balance		Palladium '000 oz					
		2015	2016	2017	2018	2019	2020
Supply	Mine Supply	6,455	6,793	6,472	7,025	7,117	6,167
	Recycling	2,473	2,488	2,858	3,108	3,407	3,121
		<b>8,928</b>	<b>9,281</b>	<b>9,330</b>	<b>10,133</b>	<b>10,524</b>	<b>9,288</b>
Demand	Autocatalyst	7,690	8,042	8,463	8,876	9,672	8,497
	Jewellery	220	189	167	148	130	93
	Industrial	1,954	1,877	1,814	1,902	1,702	1,490
	Investment	-659	-646	-386	-574	-87	-186
		<b>9,205</b>	<b>9,462</b>	<b>10,058</b>	<b>10,352</b>	<b>11,417</b>	<b>9,894</b>
Surplus / Deficit (-ve)		<b>-277</b>	<b>-181</b>	<b>-728</b>	<b>-219</b>	<b>-893</b>	<b>-606</b>

Data Source: Johnson Matthey 'PGM Market Report - February 2021'